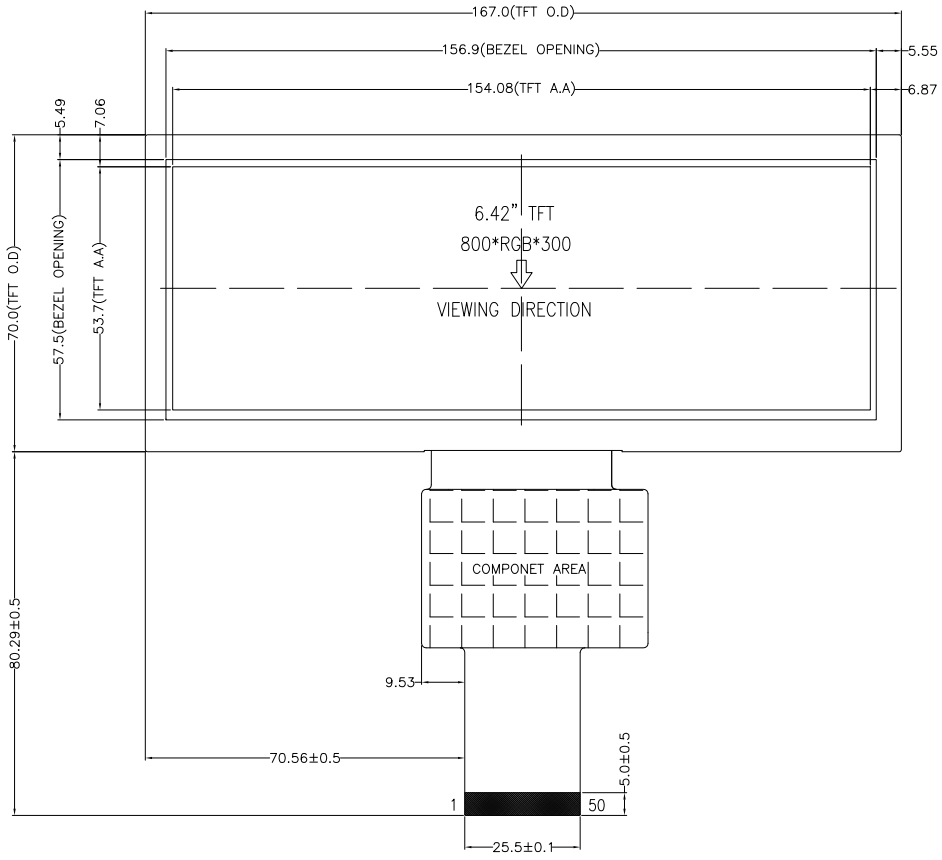

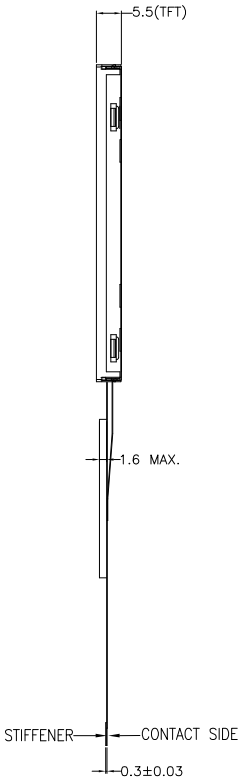

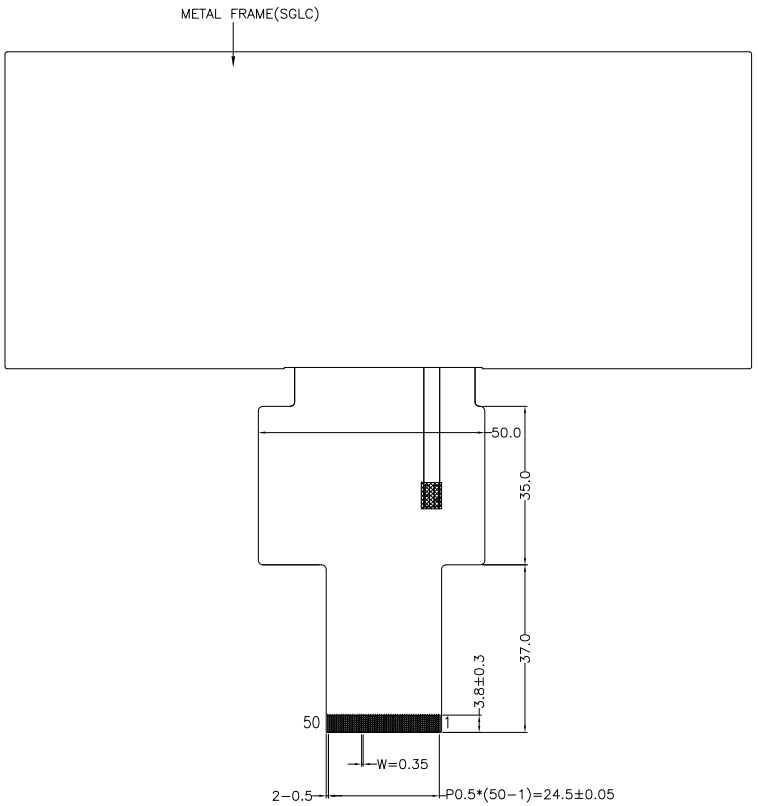

TFT PIN DESCRIPTION	
PIN	SYMBOL
1	VLED+
2	VLED+
3	VLED-
4	VLED-
5	GND
6	VCC
7	VCC
8	MODE
9	DE
10	VSYNC
11	HSYNC
12	B7
13	B6
14	B5
15	B4
16	B3
17	B2
18	B1
19	B0
20	G7
21	G6
22	G5
23	G4
24	G3
25	G2
26	G1
27	G0
28	R7
29	R6
30	R5
31	R4
32	R3
33	R2
34	R1
35	R0
36	GND
37	DCLK
38	GND
39	LR
40	UD
41	VCC
42	VCC
43	NC
44	RESET
45	NC
46	NC
47	DITHB
48	GND
49	NC
50	NC

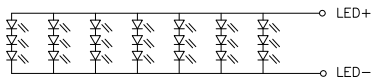

BACKLIGHT CIRCUIT DIAGRAM

NOTES:

1. DISPLAY TYPE: 6.42" TFT, TRANSMISSIVE, NORMALLY WHITE
2. OPERATING VOLTAGE: VCC=3.3V (TYP.)
3. VIEWING DIRECTION: 12 O'CLOCK
4. DRIVER IC: HX8264-E00+HX8664-B00 OR EK9713CA+EK73002ACGB
5. OPERATING TEMP.: -20°C ~ 70°C
6. STORAGE TEMP.: -30°C ~ 80°C
7. LED BACKLIGHT: 21-CHIP WHITE LED, IF=140mA, VF=8.4V~9.6V
8. SURFACE LUMINANCE: 500CD/M^2 (TYP.)
9. TOP POLARIZER SURFACE TREATMENT: ANTI-GLARE
10. THE SINGLE LAYER AREA OF FPC IS BENDABLE AND THE BENDING RADIUS MUST BE NOT LESS THAN 1.5MM
11. GENERAL TOLERANCE: ±0.3MM
12. ROHS COMPLIANT

VER.	REVISED DESCRIPTION	REVISER	DATE
01	FIRST ISSUE	CAROL	2021.07.29

MULTI-INNO TECHNOLOGY CO., LTD.

DRAWN BY:	CAROL 2021.07.29		MODULE P/N: MI0642AT-1
CHECKED BY:		SCALE : 1/1	
APPROVED BY:		UNIT: MM	DESCRIPTION: TFT MODULE
VERSION NO:	01	SHEET NO.: 1/1	